


# NICODERM<sup>®</sup> Patch

Continuous control over 24 hours

## How to properly apply the NICODERM<sup>®</sup> Patch


1

Cut package along dotted line and remove the patch



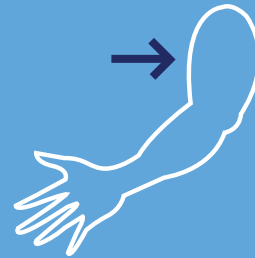
2

Remove liner from patch and press down firmly for 10 seconds to apply. Wash your hands.



3

Choose a dry hairless area above the waist or on the upper outer area of your arm, back or shoulders to apply the patch



4

After 24 hours, remove the patch and apply a new one to the area. If you have difficulty sleeping, you may want to apply the patch first thing in the morning and remove it right before bedtime.

